

NASPI E PIANTANE

Naspo a parete telaio in acciaio



Tubo gomma "Standard"

Cod.	mt
63120	20
63125	25
63130	30

Tubo semirigido "Optional"

Cod.	mt
63120_1	20
63125_1	25
63130_1	30

Naspo a parete con lastra



Tubo gomma "Standard"

Cod.	mt
63120_2	20
63125_2	25
63130_2	30

Tubo semirigido "Optional"

Cod.	mt
63120_3	20
63125_3	25
63130_3	30

★ Altre lastre a pag. 63

NASPI con vano PORTAESTINTORE



Tubo gomma "Standard"

Cod.	mt
63120_4	20
63125_4	25
63130_4	30

Tubo semirigido "Optional"


Cod.	mt
63120_5	20
63125_5	25
63130_5	30

NASPI con TELAIO da MURARE "TM"




Tubo gomma		Tubo semirigido		Tubo gomma		Tubo semirigido	
Cod.	mt	Cod.	mt	Cod.	mt	Cod.	mt
63120_6	20	63120_7	20	63120_8	20	63120_9	20
63125_6	25	63125_7	25	63125_8	25	63125_9	25
63130_6	30	63130_7	30	63130_8	30	63130_9	30

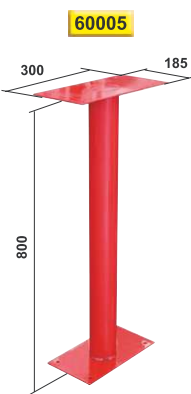
Piantane sostegno cassette



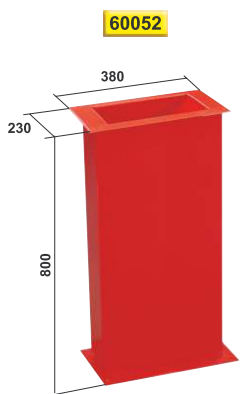
ACCIAIO INOX Lucido



Acciaio inox AISI 316 + verniciata rossa RAL 3000



ACCIAIO VERNICIATO



ACCIAIO VERNICIATO

